
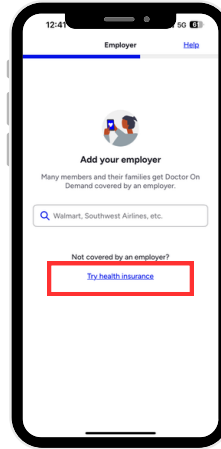


How to sign up for Doctor on Demand



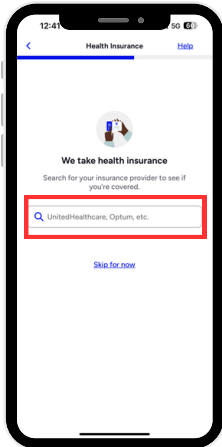
1

Download the Doctor on Demand app in the Apple App Store or Google Play Store. Click "Sign Up". Enter an email and create a password. You'll then be prompted to begin entering your personal information.



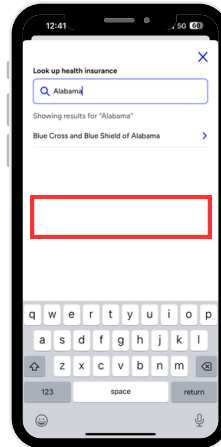
2

When the "Add your employer" screen opens, click the "Try health insurance" link towards the middle of the screen.



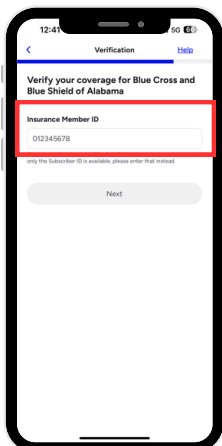
3

You'll then see a screen titled "We take health insurance". Click inside the search box.



4

Under "Look up health insurance", type "Alabama" in the search bar. Click on "Blue Cross and Blue Shield of Alabama".



5

To verify your coverage, enter your Insurance Member ID (for example: LGB123456789). You can find the Insurance Member ID on your new insurance card.

Complete account setup

After you have verified your health insurance coverage, continue setting up your account.

Doctor On Demand by Included Health is an independent company that provides a telehealth mobile app and health services on behalf of Blue Cross and Blue Shield of Alabama. Blue Cross and Blue Shield of Alabama is an independent licensee of the Blue Cross and Blue Shield Association. ©

Doctor on Demand is available to all members enrolled in the Local Government Health Insurance Plan Group 30000

